

INSTRUCTIONS FOR USE ENDOBOTTLE

WASH BOTTLE FOR FLUSHING PUMPS COMPATIBLE WITH DIGESTIVE ENDOSCOPY

















Please read the following information carefully.

Non-observance of the precautions for use could have a detrimental effect on the patient.

Important note:

This document provides assistance when using tubing for wash bottles for endoscopes. No reference is made to a specific medical technique. The manufacturer accepts no responsibility for any issues resulting from improper use of the device.

Symbols used

	Caution		Use-by date		Dispose of after 24 hours of use	
	Temperature limits		Do not use if the packaging is damaged			Non-sterile
	Store away from sunlight		0459	CE in accordance Directive 93/42/ECC and update 2007/47/EC		Manufacturer
	Protect from moisture		Latex-free			Refer to the operating instructions
	Batch code		DEPH-free			Catalogue reference
	Quantity					

In accordance with **European Directive 93/42** (Appendix IX, rule II, part 1), tubing for flushing pumps for endoscopes is **class IIa**.



- Refer to the operating instructions for the endoscopy device concerned, as well as to those for its accessories to be used, prior to use of this device.
- Do not use any tubing that presents a risk for the patient.
- **ADVANCE MEDICAL INTEGRATION SYSTEMS SAS** cannot be held liable for any incidents that occur in the event of non-compliance with the rules for installation and use stipulated in these instructions for use.

I – INDICATION/IDENTIFICATION/SCOPE OF APPLICATION

INDICATION

Irrigation and insufflation tubing for endoscopes is intended to ensure irrigation with sterile water and to provide air (through an air insufflator) or CO₂ (through a CO₂ insufflator) at the same time as sterile water during endoscopy examinations.

IDENTIFICATION:

Certain tubing is intended to be used with an air or CO₂ source or pump, along with a sterile water source in order to supply an endoscope with air or CO₂ and with sterile water during endoscopic interventions.

ENDOBOTTLE is tubing to be used within 24 hours which connects any sterile water bottle on the market to the endoscope with its direct connector.

SCOPE OF APPLICATION:

ENDOBOTTLE is designed to supply the endoscope with air and water during endoscopic interventions. It is compatible with most sterile water bottles on the market. **ENDOBOTTLE** is a device that may be used for 24 hours after opening.

There are four **ENDOBOTTLE** models to respond to the main stakeholders on the market:

- **60100** is the device compatible for use with Olympus endoscopes®.
- **60200** is the device compatible for use with Pentax endoscopes®.
- **60300** is the device compatible for use with Fujifilm 500, 600® and earlier endoscopes.
- **60400** is the device compatible for use with Fujifilm® 700 endoscopes.

ENDOBOTTLE + CO₂ Luer is designed to supply the endoscope with air or carbon dioxide (CO₂) and water during endoscopic interventions.

ENDOBOTTLE + CO₂ is compatible with sterile water bottles on the market. **ENDOBOTTLE + CO₂** is to be used within 24 hours of opening.

There are four models to respond to the main stakeholders on the market:

- **60150** is the device compatible for use with Olympus endoscopes®.
- **60250** is the device compatible for use with Pentax endoscopes®.
- **60350** is the device compatible for use with Fujifilm 600® and earlier endoscopes.
- **60450** is the device compatible for use with Fujifilm® 700 endoscopes.

The **70100** and **70200** models are designed to connect the CO₂ insufflator and **ENDOBOTTLE + CO₂** tubing. This tubing is fitted with a hydrophobic antibacterial filter.

INSTRUCTIONS FOR USE ENDOBTLE

WASH BOTTLE FOR FLUSHING PUMPS COMPATIBLE WITH DIGESTIVE ENDOSCOPY

II – STORAGE/PACKAGING

STORAGE:

The storage conditions for **ADVANCE MEDICAL INTEGRATION SYSTEMS SAS** tubing for wash bottles are the following:

- **Room temperature: +10 to +50°C**

PACKAGING:

The tubing for wash bottles for endoscopes is packaged individually and then in boxes of 20. Once removed from its packaging, the tubing must be used within 24 hours.

III – WARNINGS AND PRECAUTIONS

WARNINGS AND PRECAUTIONS:

ENDOBTLE must be used within 24 hours of the packaging being opened. After this time, the device must be disposed of as waste in compliance with the country regulations in force.

ENDOBTLE must never be connected or reconnected to an endoscope that has not been subject to the wash cycle recommended by the manufacturer.

ENDOBTLE is a device that may not be re-treated after being used for 24 hours.

ENDOBTLE is only to be used by individuals authorised to work in endoscopic departments.

Any establishment or legal entity that uses this device improperly shall be liable for the effectiveness of this device and for the safety of both users and patients.

The water level of the bottle must be monitored during the intervention and the water bottle must be changed when the water level drops below the tubing in the water bottle.

When a water bottle is changed, upon disconnection of the system between two patients, or during any other manipulations, the authorised personnel must respect the appropriate techniques in order to avoid contamination of the **ENDOBTLE** system.

Ensure that no leaks from the connector are observed in order to avoid flooring from potentially becoming wet and leading to medical staff slipping and falling.

COMPATIBILITY:

ADVANCE MEDICAL INTEGRATION SYSTEMS SAS makes a document that can be downloaded from its website (<https://www.advance-medical-integration-systems.com/>) available to its clientele; this document includes information on the compatibility of the device, along with any associated technical information.

MECHANICAL INTEGRITY:

In order to ensure the tubing's good mechanical resistance, **ADVANCE MEDICAL INTEGRATION SYSTEMS SAS** has used high-quality, high-reliability materials.

ALLERGENICITY:

ENDOBTLE does not come into direct contact with the patient.

IV – INSTALLATION/USE/ MAINTENANCE/HYGIENE/STERILISATION

INSTALLATION:

For optimal installation and use of your **ENDOBTLE**, please follow the instructions below:

(Also refer to the instructions for use for this endoscopy device and any associated accessories)

USE:

It is important to become familiar, and carry out a test, with the device prior to any clinical use.

1. Open a bottle of sterile water (25 cl, 50 cl or 100 cl).
2. Open the packaging and remove the tubing.
3. Insert the tubing into the bottle of sterile water and tighten the cap to ensure watertightness.
4. Check that the clamp is in the open position.
5. Connect the air/water connector to the endoscope.
6. Switch on the processor's light source.
7. Before starting the procedure, ensure proper functionality by priming the air/water channel on the endoscope. If there is a malfunction, check that the water bottle is watertight and that the endoscope is properly connected.
8. If the bottle of sterile water needs to be replaced, use the appropriate techniques to change it. Once the procedure is complete, clamp and disconnect the system.
9. You can then switch the processor off once the system has been disconnected.

Ensure that the device is properly disposed of within 24 hours of the packaging being opened. A traceability label is supplied for this purpose. Comply with the regulations and techniques in force in the country when disposing of this device.

CONTRAINDICATIONS: The contraindications are those specific to any endoscopic intervention.

If the tubing is used for longer than 24 hours, bacteria may develop due to stagnant water in the tubing.

MAINTENANCE:

- There is no maintenance for this product.
- If the packaging is damaged, do not use the tubing.

INSTRUCTIONS FOR USE ENDOBOTTLE

WASH BOTTLE FOR FLUSHING PUMPS COMPATIBLE WITH DIGESTIVE ENDOSCOPY

V – GUARANTEE/RESPONSIBILITY

ADVANCE MEDICAL INTEGRATION SYSTEMS SAS guarantees the compliance of the device with the specifications of the safety and performance standards currently in force and applicable to it.

Any tubing that is unused, kept in its original packaging, and that has not suffered any apparent damage is guaranteed up to its expiry date indicated on the label by **ADVANCE MEDICAL INTEGRATION SYSTEMS SAS**.

NB:



Refer to the operating instructions for the electro-medical device concerned, as well as to those for its accessories to be used, prior to use of this device.

ADVANCE MEDICAL INTEGRATION SYSTEMS SAS cannot be held liable for any incidents that occur in the event of non-compliance with the rules for installation and use stipulated in these instructions for use.